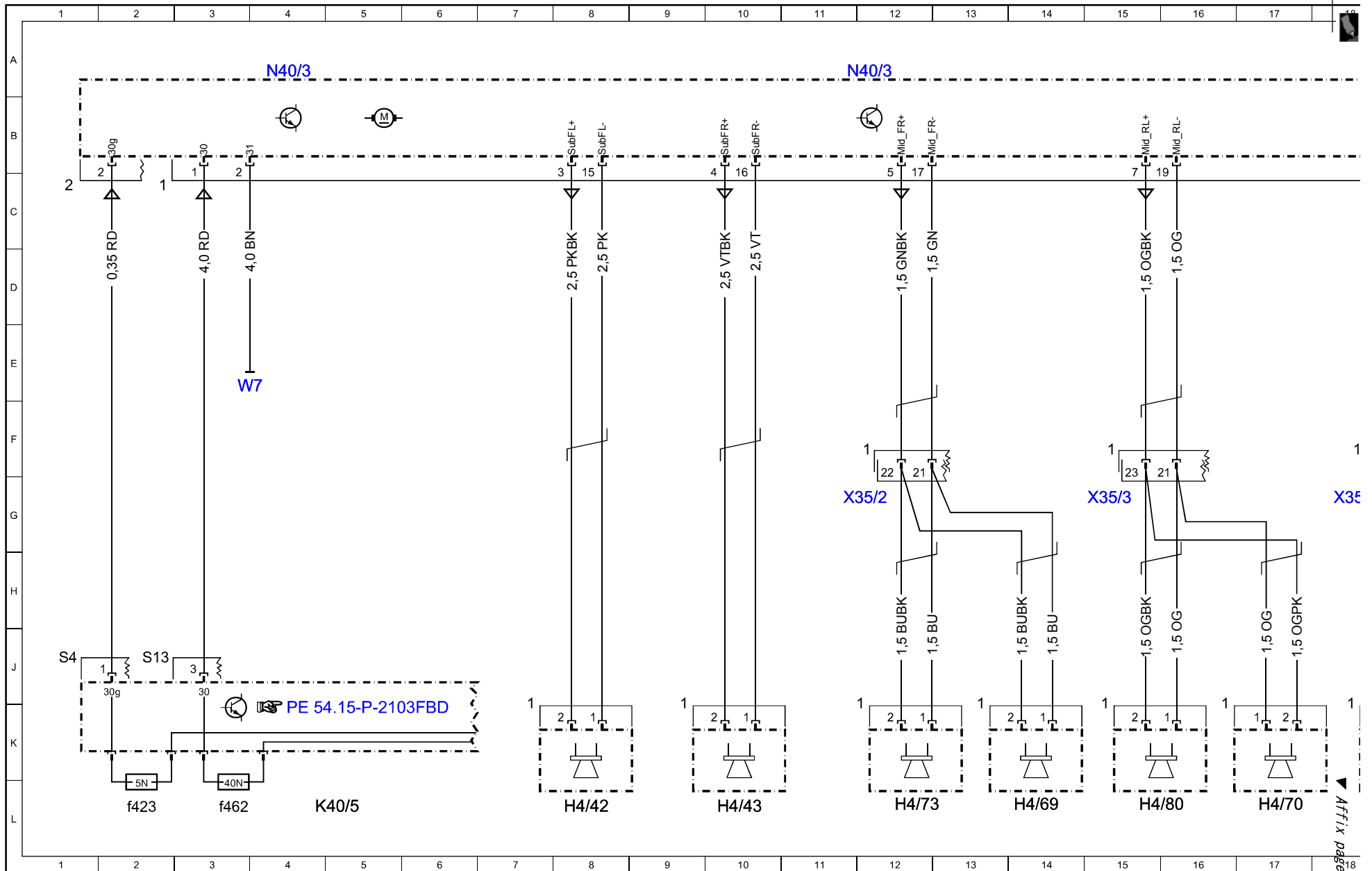


Document number: pe82.62-p-2101-97fba
Document title: Sound amplifier control unit wiring diagram

Code:	Designation:	Position:
A0	Use of wiring diagrams	80L
Code 348	Emergency call/assistance system	39F
Code 348	Emergency call/assistance system	72D
Code 350	Ecall Europe emergency call system	35F
Code B54	Live Traffic Information	63D
Code E64	ECALL RUSSIA (GLONASS)	68D
H4/27	Center instrument panel speaker	32L
H4/42	Left footwell woofer	8L
H4/43	Right footwell woofer	10L
H4/62	Left rear surround sound system midrange speaker	26L
H4/62	Left rear surround sound system midrange speaker	22L
H4/63	Right rear surround sound system midrange speaker	28L
H4/63	Right rear surround sound system midrange speaker	24L
H4/68	Left front door tweeter	53L
H4/69	Right front door tweeter	14L
H4/70	Left rear door/side paneling tweeter	17L
H4/71	Right rear door/side paneling tweeter	20L
H4/72	Left front door midrange speaker	55L
H4/73	Right front door midrange speaker	12L
H4/80	Left rear door/side paneling midrange speaker	15L
H4/81	Right rear door/side paneling midrange speaker	19L
K40/5	Rear fuse and relay module	5L
K40/5f423	Fuse 423	2L
K40/5f462	Fuse 462	3L
N112/1	Telematics services communication module	36L
N112/1	Telematics services communication module	65L
N123/4	Emergency call system control unit	41L
N123/4	Emergency call system control unit	73L
N167	E-Call Russia (GLONASS) control unit	69L
N167x1	E-Call Russia (GLONASS) control unit electrical connector 1	69H
N40/1	Engine sound control unit	50L
N40/3	Sound system amplifier control unit	4A
N40/3	Sound system amplifier control unit	12A
N40/3	Sound system amplifier control unit	28A
N40/3	Sound system amplifier control unit	20A
N40/3	Sound system amplifier control unit	36A
N40/3	Sound system amplifier control unit	44A
N40/3	Sound system amplifier control unit	52A
N40/3	Sound system amplifier control unit	61A

Document number: pe82.62-p-2101-97fba
Document title: Sound amplifier control unit wiring diagram

Code:	Designation:	Position:
N40/3	Sound system amplifier control unit	67A
U12	Valid for left-hand drive vehicles	29D
U13	Valid for right-hand drive vehicles	29D
U165	Valid for AMG	47D
U2050	Valid for model 205.0	21D
U2052	Valid for model 205.2	25D
U606	Not valid for convertible	21D
U936	Valid for increased engine power	47D
W7	Right wheelhouse trunk ground point	3E
X18	Cockpit wiring harness and frame floor assembly electrical connector	30G
X18/35	Cockpit wiring harness and frame floor assembly electrical connector	30G
X18/35	Cockpit wiring harness and frame floor assembly electrical connector	32G
X23/9	Rear shelf electrical connector	22G
X35/1	Left front door electrical connector	53G
X35/2	Right front door electrical connector	12G
X35/3	Left rear door electrical connector	15G
X35/4	Right rear door electrical connector	18G

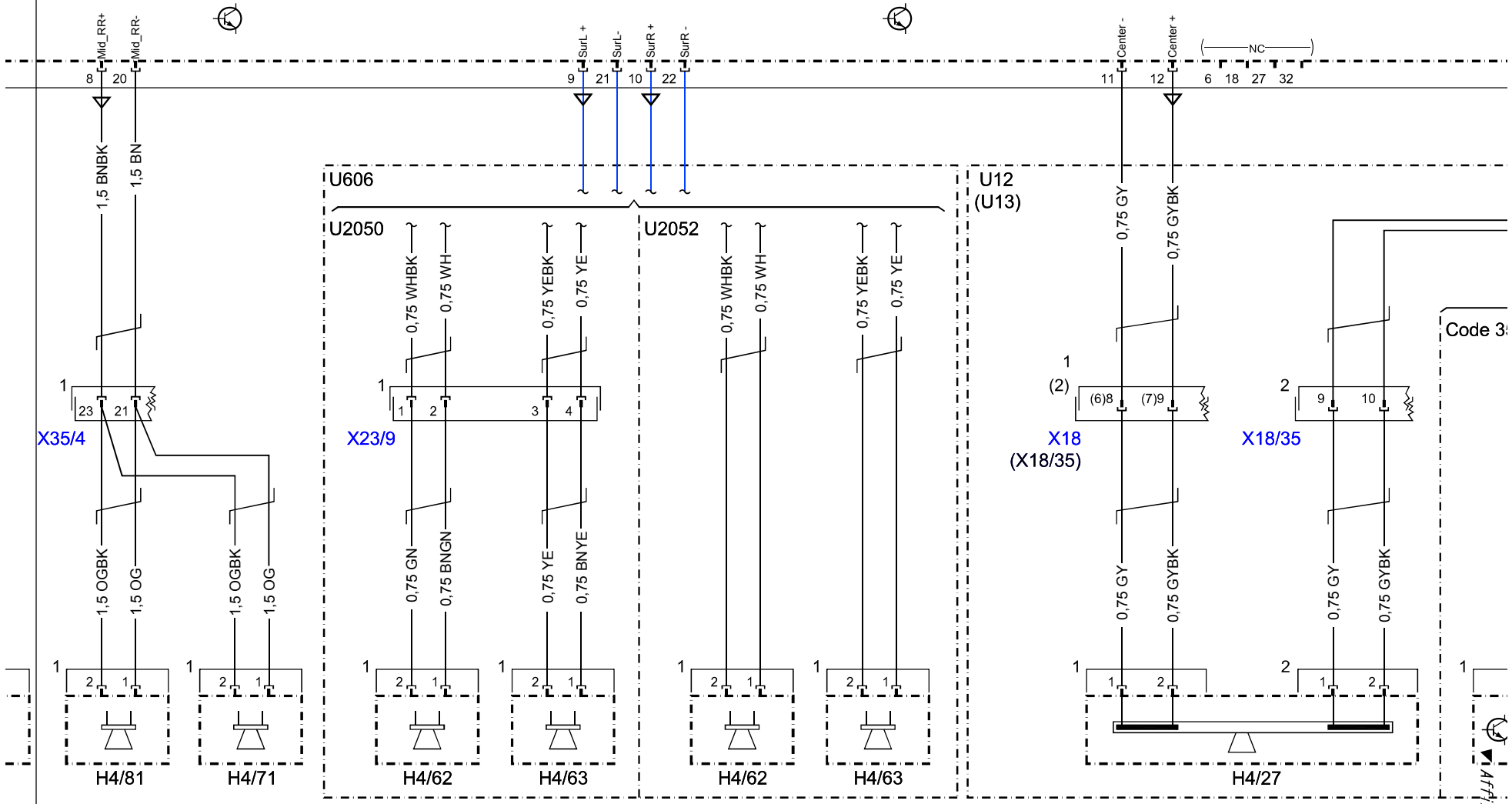


Affix page 2 here



N40/3

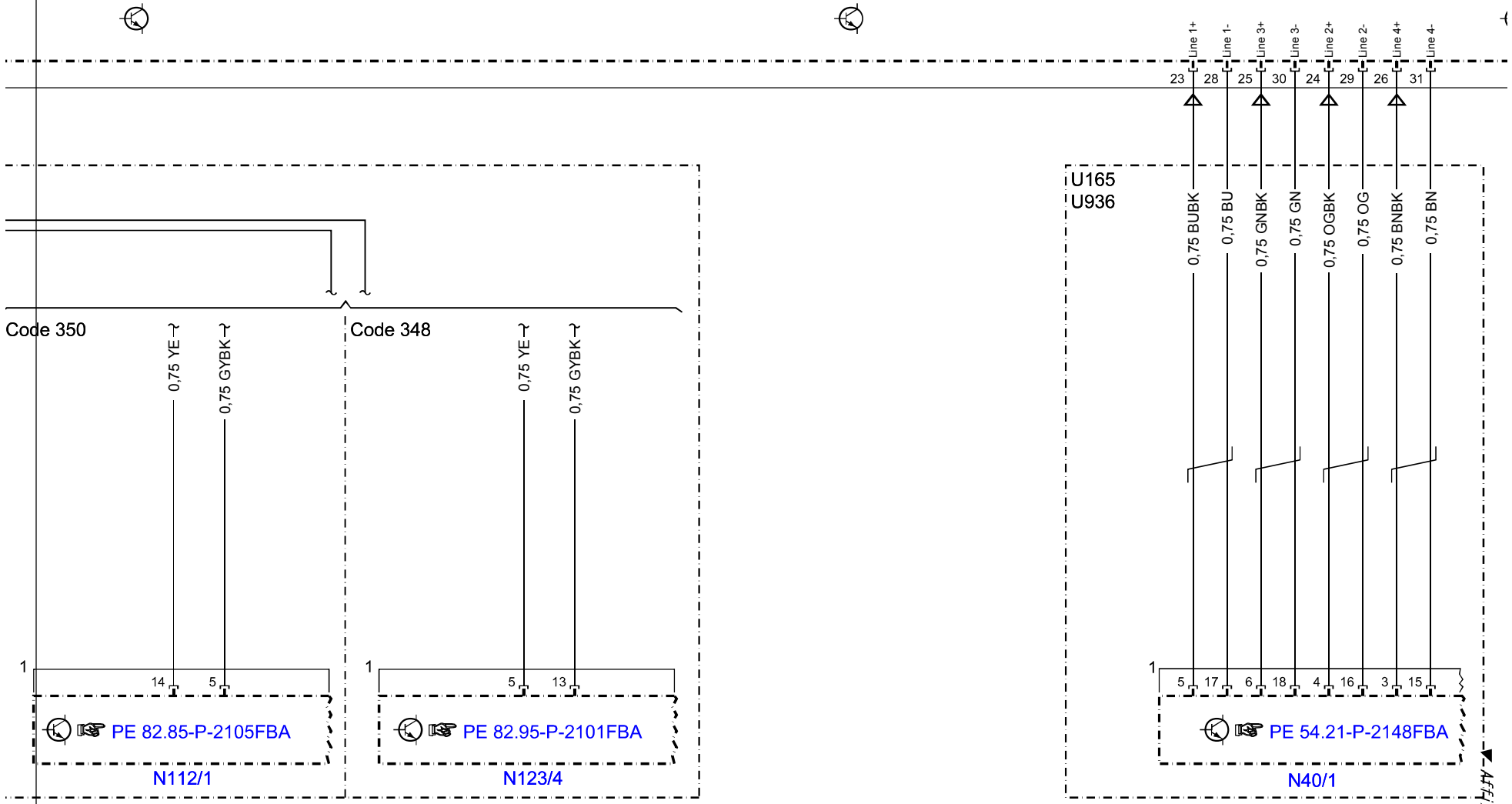
N40/3



Out here

Fix page 3 here

N40/3 N40/3 N40/3



Out here

Affix page 4 here

